

Signify Classified - Internal  
Cooper Lighting Solutions Photometric Lab  
1121 Highway 74 South  
Peachtree City, GA 30269



Scaled data based on original data using  
LM-79-08 Approved Method: Electrical and Photometric Measurements of Solid-  
State Lighting Products

Test Report Prepared for  
Cooper Lighting Solutions  
(formerly Eaton)

Brand: McGRAW-EDISON

Report Number: P383634

Luminaire Tested: **GLEON-SA9B-735-U-5MQ**

Issue Date: 3/3/2020

**Test Information**

Test Method: LM-79-08  
Report Number: P383634  
TEST IS SCALED FROM IESNA LM-79-08 TEST DATA (G2-1903-205-6)  
Test Lab: INNOVATION CENTER  
Issue Date: 3/3/2020  
Manufacturer: COOPER LIGHTING SOLUTIONS (FORMERLY EATON)  
Product Line: McGRAW-EDISON  
Catalog Number: GLEON-SA9B-735-U-5MQ  
Description: GALLEON AREA AND ROADWAY LUMINAIRE  
(9) 70 CRI, 3500K, 800mA LIGHTSQUARES WITH 16 LEDS EACH AND TYPE V MEDIUM OPTICS  
Light Source: -  
Ballast/Driver: ELECTRONIC DRIVER

**Summary**

Lumens per Lamp: N/A  
Luminaire Lumens: 49995.3 lumens  
Efficiency: N/A  
Efficacy: 133.7 lumens/watt  
Luminous Opening: Rectangular (W 2.5' x L: 1' x H: 0')  
IES Classification: Type V - Short  
BUG Rating: B5 - U0 - G4

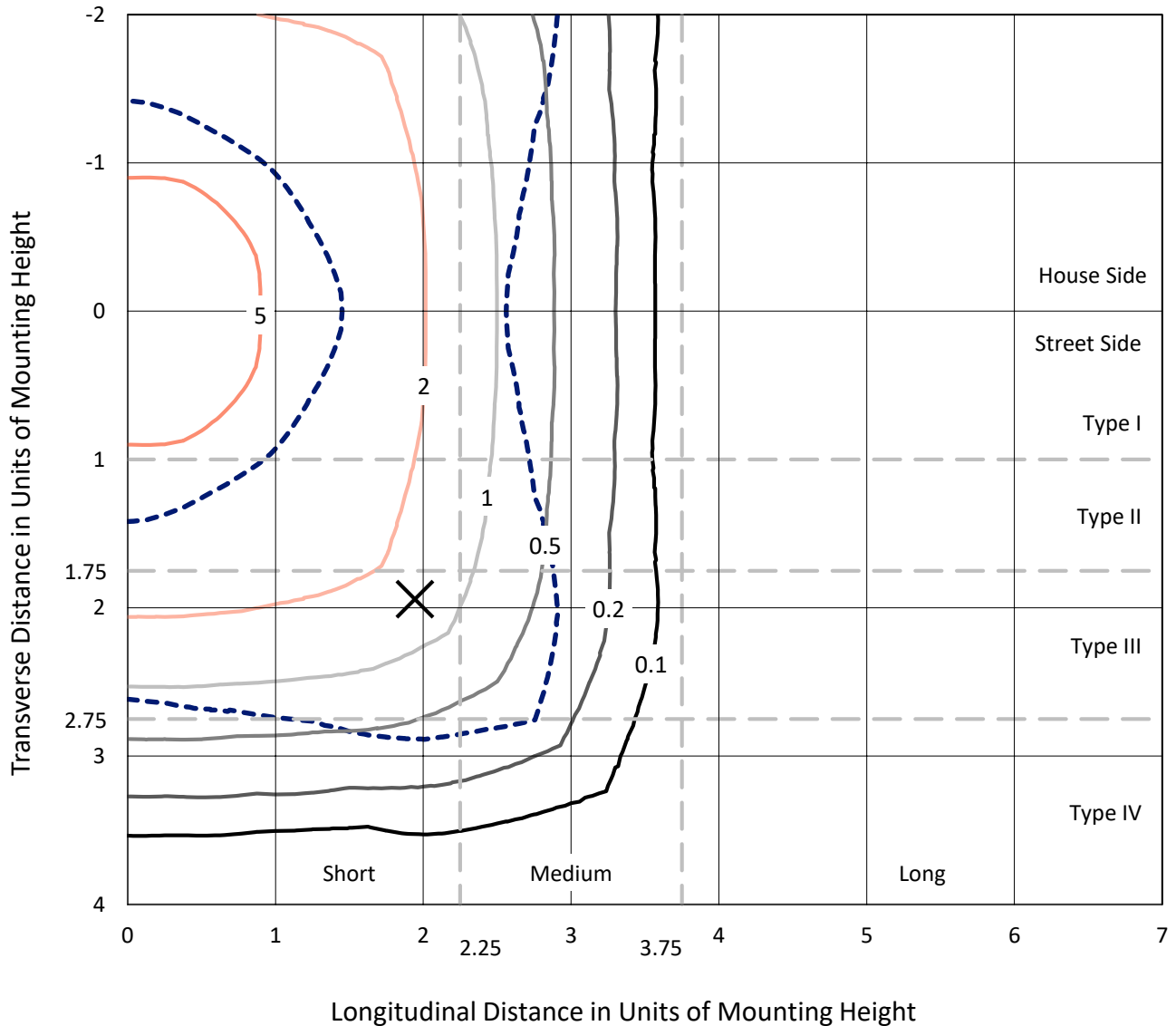
Input Watts (W): 374  
Input Voltage (V): NR  
Input Current (Ain): NR  
Voltage Rise (V): NR  
Power Factor: NR  
Total Harmonic Distortion (THDi): NR  
Frequency (hertz): 60  
Stabilization Time: NR  
Operation Time: NR  
Ambient Temperature (°C): NR  
Test Distance: 24 FT



REPORT NUMBER: P383634  
 CATALOG NUMBER: GLEON-SA9B-735-U-5MQ

### Iso-Footcandle Lines of Horizontal Illumination

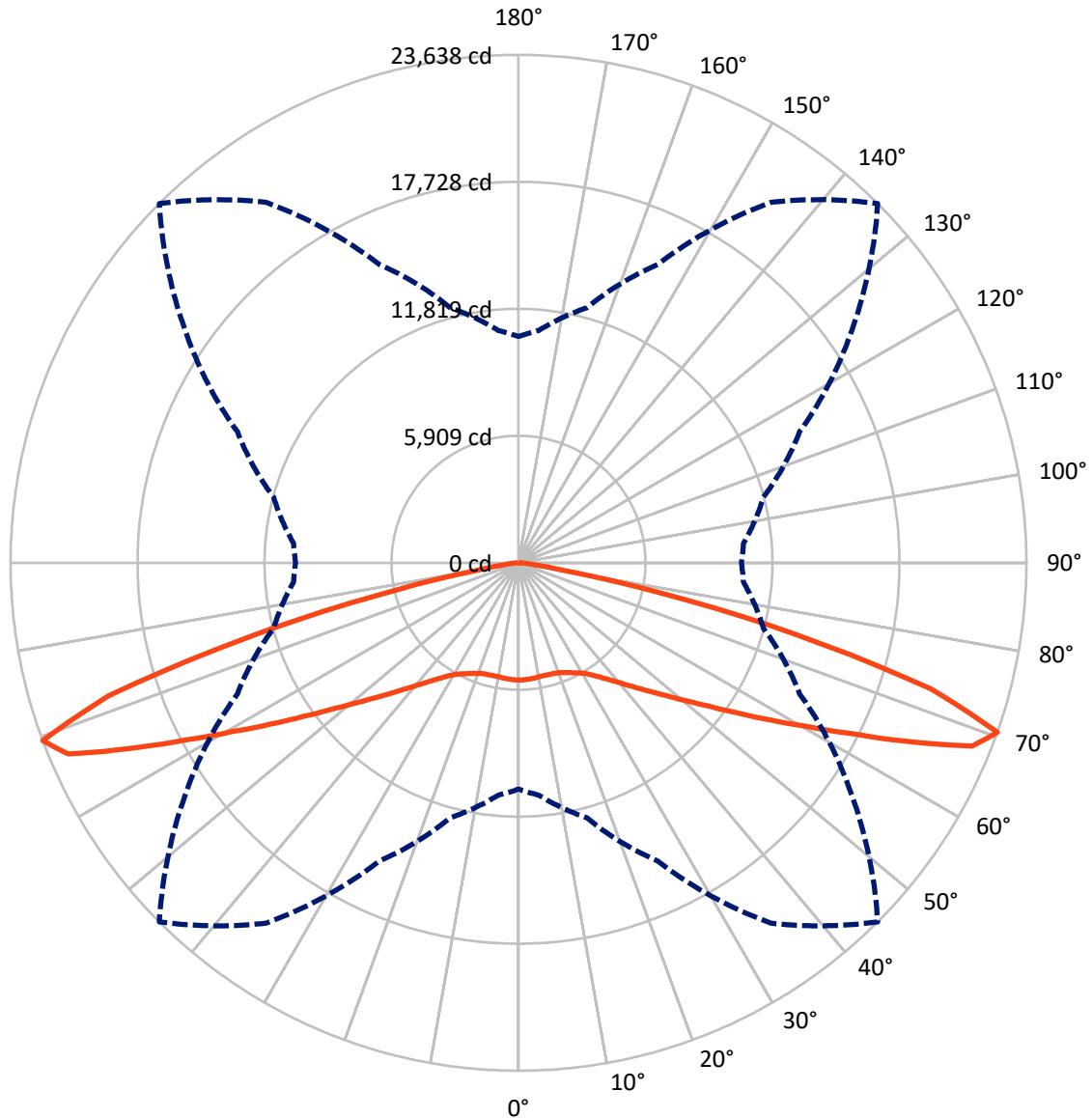
✕ Max cd  
 - - - 1/2 Max cd



Based on 25 foot mounting height. Maximum calculated value = 8.7 fc  
 Type V - Short - N/A

REPORT NUMBER: P383634  
CATALOG NUMBER: GLEON-SA9B-735-U-5MQ

### Luminous Intensity Polar Plot



— Vertical Plane Through 45-Deg Lateral      - - - Horizontal Cone Through 70-Deg Vertical

REPORT NUMBER: P383634  
 CATALOG NUMBER: GLEON-SA9B-735-U-5MQ

**FLUX DISTRIBUTION:**

|                    |           | Downward | Upward | Total   |
|--------------------|-----------|----------|--------|---------|
| <b>House Side</b>  | Lumens    | 24997.6  | 0.0    | 24997.6 |
|                    | % Fixture | 50.0     | 0.0    | 50.0    |
| <b>Street Side</b> | Lumens    | 24997.6  | 0.0    | 24997.6 |
|                    | % Fixture | 50.0     | 0.0    | 50.0    |
| <b>Total</b>       | Lumens    | 49995.3  | 0.0    | 49995.3 |
|                    | % Fixture | 100.0    | 0.0    | 100.0   |

**Coefficient of Utilization**

**ZONAL LUMENS:**

| Zone      | Lumens  | % Fixture |
|-----------|---------|-----------|
| 0°-10°    | 517.1   | 1.0       |
| 10°-20°   | 1518.2  | 3.0       |
| 20°-30°   | 2584.5  | 5.2       |
| 30°-40°   | 4098.9  | 8.2       |
| 40°-50°   | 6670.2  | 13.3      |
| 50°-60°   | 10998.0 | 22.0      |
| 60°-70°   | 16145.4 | 32.3      |
| 70°-80°   | 7139.5  | 14.3      |
| 80°-90°   | 323.3   | 0.6       |
| 90°-100°  | 0.0     | 0.0       |
| 100°-110° | 0.0     | 0.0       |
| 110°-120° | 0.0     | 0.0       |
| 120°-130° | 0.0     | 0.0       |
| 130°-140° | 0.0     | 0.0       |
| 140°-150° | 0.0     | 0.0       |
| 150°-160° | 0.0     | 0.0       |
| 160°-170° | 0.0     | 0.0       |
| 170°-180° | 0.0     | 0.0       |
| 0°-90°    | 49995.3 | 100.0     |
| 0°-180°   | 49995.3 | 100.0     |

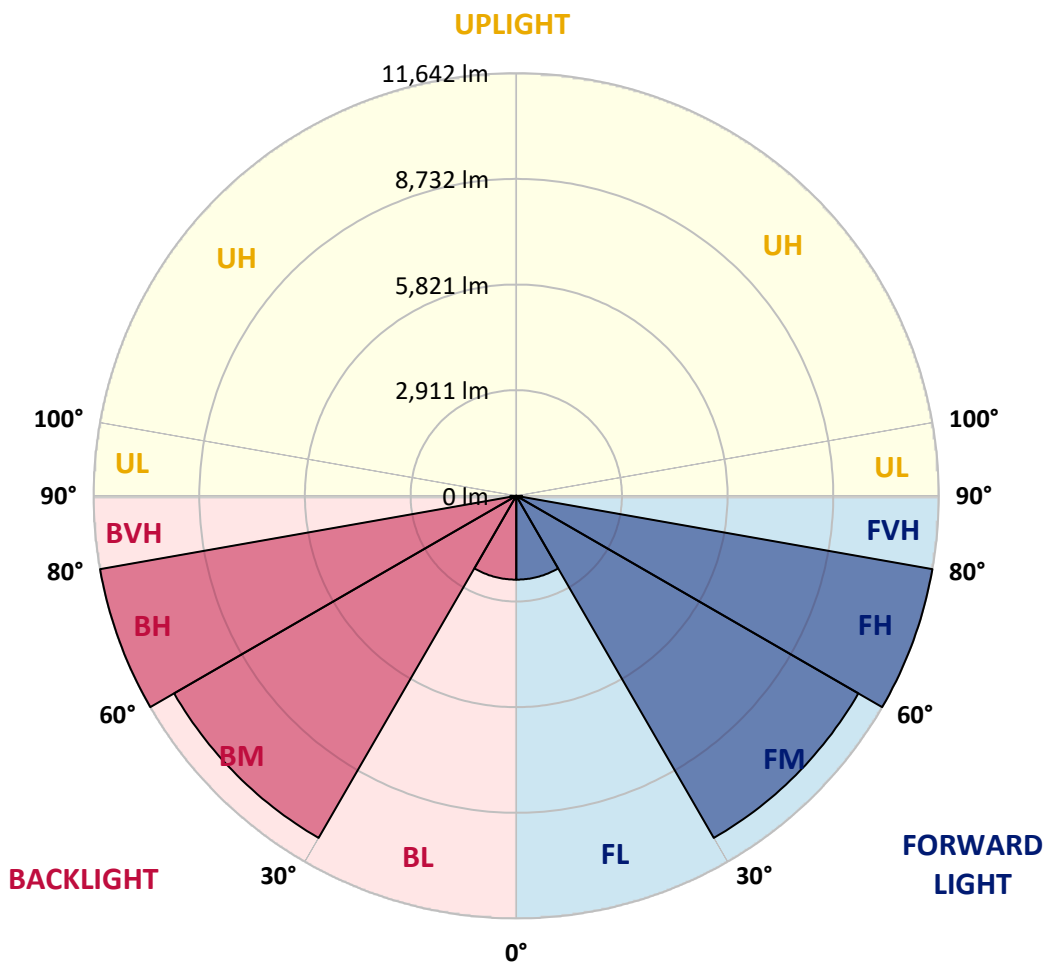


REPORT NUMBER: P383634  
 CATALOG NUMBER: GLEON-SA9B-735-U-5MQ

**LUMINAIRE CLASSIFICATION SYSTEM LUMEN TABLE AND BUG RATING:**

| Zone           | Lumens  | % Fixture | Zone Rating/Lumen Limit |      |          |
|----------------|---------|-----------|-------------------------|------|----------|
|                |         |           | B                       | U    | G        |
| FL (0°-30°)    | 2309.9  | 4.6       |                         |      |          |
| FM (30°-60°)   | 10883.6 | 21.8      |                         |      |          |
| FH (60°-80°)   | 11642.4 | 23.3      |                         |      | G4/12000 |
| FVH (80°-90°)  | 161.7   | 0.3       |                         |      | G2/225   |
| BL (0°-30°)    | 2309.9  | 4.6       | B3/2500                 |      |          |
| BM (30°-60°)   | 10883.6 | 21.8      | B5                      |      |          |
| BH (60°-80°)   | 11642.4 | 23.3      | B5                      |      | G4/12000 |
| BVH (80°-90°)  | 161.7   | 0.3       |                         |      | G2/225   |
| UL (90°-100°)  | 0.0     | 0.0       |                         | U0/0 |          |
| UH (100°-180°) | 0.0     | 0.0       |                         | U0/0 |          |

**BUG Rating: B5-U0-G4**  
 Type V Short





REPORT NUMBER: P383634  
 CATALOG NUMBER: GLEON-SA9B-735-U-5MQ

**CANDELA DISTRIBUTION (FULL):**

|       | 0°      | 5°      | 15°     | 25°     | 35°     | 45°     | 55°     | 65°     | 75°     | 85°     | 90°     |
|-------|---------|---------|---------|---------|---------|---------|---------|---------|---------|---------|---------|
| 0°    | 5460.3  | 5460.3  | 5460.3  | 5460.3  | 5460.3  | 5460.3  | 5460.3  | 5460.3  | 5460.3  | 5460.3  | 5460.3  |
| 2.5°  | 5452.0  | 5447.0  | 5458.6  | 5456.9  | 5447.0  | 5448.7  | 5448.7  | 5453.7  | 5453.7  | 5450.3  | 5450.3  |
| 5°    | 5432.1  | 5428.8  | 5442.1  | 5442.1  | 5432.1  | 5435.4  | 5438.7  | 5443.7  | 5442.1  | 5438.7  | 5437.1  |
| 7.5°  | 5407.4  | 5405.7  | 5418.9  | 5418.9  | 5412.3  | 5415.6  | 5412.3  | 5414.0  | 5410.6  | 5407.4  | 5402.3  |
| 10°   | 5365.9  | 5369.3  | 5380.8  | 5384.2  | 5384.2  | 5385.8  | 5382.5  | 5374.2  | 5369.3  | 5364.3  | 5359.3  |
| 12.5° | 5327.9  | 5326.2  | 5342.8  | 5351.1  | 5364.3  | 5379.2  | 5369.3  | 5346.1  | 5336.2  | 5326.2  | 5323.0  |
| 15°   | 5303.1  | 5304.7  | 5321.3  | 5336.2  | 5359.3  | 5390.8  | 5379.2  | 5342.8  | 5323.0  | 5311.3  | 5308.1  |
| 17.5° | 5298.1  | 5301.4  | 5323.0  | 5349.4  | 5374.2  | 5408.9  | 5402.3  | 5365.9  | 5332.8  | 5311.3  | 5306.4  |
| 20°   | 5309.7  | 5311.3  | 5344.5  | 5382.5  | 5425.5  | 5458.6  | 5443.7  | 5404.0  | 5359.3  | 5326.2  | 5317.9  |
| 22.5° | 5331.2  | 5337.9  | 5379.2  | 5438.7  | 5504.9  | 5549.6  | 5531.4  | 5463.5  | 5394.0  | 5352.7  | 5341.1  |
| 25°   | 5399.1  | 5400.6  | 5456.9  | 5538.1  | 5617.4  | 5668.7  | 5647.2  | 5551.3  | 5461.9  | 5415.6  | 5400.6  |
| 27.5° | 5539.6  | 5544.7  | 5600.9  | 5695.2  | 5763.0  | 5796.2  | 5783.0  | 5705.2  | 5629.1  | 5579.4  | 5584.3  |
| 30°   | 5743.2  | 5749.8  | 5812.7  | 5916.9  | 5958.3  | 5966.6  | 5963.3  | 5926.9  | 5857.4  | 5791.2  | 5796.2  |
| 32.5° | 5991.4  | 5994.7  | 6079.1  | 6173.4  | 6206.5  | 6213.1  | 6206.5  | 6173.4  | 6090.6  | 6001.3  | 6006.2  |
| 35°   | 6310.8  | 6320.6  | 6401.8  | 6492.7  | 6519.2  | 6532.5  | 6520.8  | 6477.9  | 6391.8  | 6304.2  | 6300.8  |
| 37.5° | 6704.5  | 6706.2  | 6790.6  | 6884.9  | 6918.0  | 6921.3  | 6908.1  | 6879.9  | 6772.4  | 6693.0  | 6688.0  |
| 40°   | 7161.2  | 7167.8  | 7267.1  | 7368.1  | 7381.3  | 7366.4  | 7384.6  | 7368.1  | 7257.2  | 7166.2  | 7181.0  |
| 42.5° | 7717.1  | 7732.0  | 7851.2  | 7950.5  | 7912.4  | 7904.2  | 7915.7  | 7920.7  | 7831.3  | 7720.5  | 7710.5  |
| 45°   | 8364.1  | 8377.3  | 8526.3  | 8605.7  | 8580.9  | 8526.3  | 8549.5  | 8589.1  | 8465.1  | 8327.8  | 8341.0  |
| 47.5° | 9102.1  | 9135.2  | 9294.1  | 9368.5  | 9307.3  | 9232.8  | 9277.5  | 9337.0  | 9191.4  | 9021.0  | 9012.7  |
| 50°   | 9922.8  | 9964.1  | 10175.9 | 10280.2 | 10219.0 | 10081.6 | 10156.1 | 10195.8 | 9985.6  | 9765.6  | 9747.3  |
| 52.5° | 10798.0 | 10839.4 | 11105.8 | 11320.9 | 11281.2 | 11067.8 | 11172.1 | 11130.7 | 10889.0 | 10592.9 | 10569.7 |
| 55°   | 11789.2 | 11805.8 | 12093.6 | 12441.1 | 12480.8 | 12323.6 | 12317.0 | 12249.2 | 11891.8 | 11549.2 | 11532.7 |
| 57.5° | 12808.4 | 12820.1 | 13192.3 | 13602.6 | 13789.6 | 13789.6 | 13604.3 | 13460.4 | 12985.5 | 12588.4 | 12547.0 |
| 60°   | 13908.8 | 13950.1 | 14362.1 | 14919.8 | 15356.6 | 15485.6 | 15158.0 | 14765.9 | 14249.6 | 13764.8 | 13716.9 |
| 62.5° | 14888.3 | 14936.2 | 15566.7 | 16397.3 | 17098.8 | 17568.8 | 16767.9 | 16129.3 | 15189.4 | 14411.8 | 14320.8 |
| 65°   | 15012.4 | 15141.5 | 16059.8 | 17563.9 | 19134.1 | 20072.2 | 18536.8 | 16963.2 | 15250.6 | 14170.2 | 14077.5 |
| 67.5° | 13710.2 | 13928.6 | 15169.6 | 17510.9 | 20755.6 | 22769.3 | 19666.8 | 16486.6 | 14152.0 | 12957.4 | 12854.8 |
| 70°   | 10535.0 | 10852.7 | 12283.9 | 15316.9 | 20476.0 | 23637.9 | 18958.7 | 14433.3 | 11799.1 | 10513.4 | 10369.5 |
| 72.5° | 5779.6  | 5910.3  | 7197.6  | 10488.7 | 16415.5 | 20087.1 | 15813.2 | 10672.3 | 7824.7  | 6367.0  | 6125.4  |
| 75°   | 1833.3  | 1879.7  | 2534.9  | 4292.1  | 9285.8  | 13304.8 | 10045.3 | 5238.6  | 2884.0  | 2126.2  | 2101.4  |
| 77.5° | 814.1   | 819.0   | 916.6   | 1252.6  | 3198.4  | 6741.0  | 3842.1  | 1426.3  | 982.9   | 858.8   | 886.8   |
| 80°   | 514.6   | 514.6   | 567.5   | 620.5   | 870.3   | 1957.5  | 1039.1  | 678.4   | 579.1   | 537.8   | 549.3   |
| 82.5° | 246.6   | 273.0   | 369.0   | 397.1   | 478.2   | 658.5   | 532.8   | 443.4   | 387.2   | 287.9   | 268.0   |
| 85°   | 162.2   | 135.6   | 233.3   | 263.1   | 278.0   | 316.1   | 309.5   | 292.9   | 253.2   | 143.9   | 160.5   |
| 87.5° | 72.8    | 69.5    | 120.8   | 110.9   | 104.2   | 79.5    | 119.1   | 147.3   | 142.3   | 71.2    | 71.2    |
| 90°   | 0.0     | 0.0     | 0.0     | 0.0     | 0.0     | 0.0     | 0.0     | 0.0     | 0.0     | 0.0     | 0.0     |

LM-79-08: Approved Method: Electrical and Photometric Measurements of Solid-  
State Lighting Products

Report Prepared for

Cooper Lighting Solutions

All Brands

Data applicable to all product families using SA light engines

Report Number: SP1-2101-121-7

Luminaire Tested: IFLD-S-SA2A-735-U-T2

Test Date: 03/04/2021



**Test Information**

Test Method: LM-79-08  
 Report Number: SP1-2101-121-7  
 Test Lab: COOPER LIGHTING SOLUTIONS  
 Photometer: SP1  
 Measurement Geometry: 4π  
 Issue Date: 03/04/2021  
 Manufacturer: COOPER LIGHTING SOLUTIONS (FORMERLY EATON)  
 Product Line: STREETWORKS  
 Catalog Number: **IFLD-S-SA2A-735-U-T2**  
 Description: STREETWORKS INF FLOOD

PROGRAMMED @ 615mA.

**Spectral Parameters**

|                           |        |           |      |      |       |
|---------------------------|--------|-----------|------|------|-------|
| CCT (K):                  | 3388   | CRI (Ra): | 73.1 | R9:  | -34.6 |
| CIE u':                   | 0.2371 | R1:       | 68.9 | R10: | 57.8  |
| CIE v':                   | 0.5177 | R2:       | 81.1 | R11: | 68.6  |
| Duv:                      | 0.0032 | R3:       | 93.1 | R12: | 53.9  |
| CIE x:                    | 0.4153 | R4:       | 71.6 | R13: | 70.9  |
| CIE y:                    | 0.4030 | R5:       | 69.4 | R14: | 96.2  |
| CIE z:                    | 0.1817 | R6:       | 75.0 |      |       |
| Peak Wavelength (nm):     | 590    | R7:       | 79.5 |      |       |
| Dominant Wavelength (nm): | 580    | R8:       | 46.4 |      |       |
| Purity:                   | 45.7   |           |      |      |       |
| Rf:                       | 76.9   |           |      |      |       |
| Rg:                       | 94.4   |           |      |      |       |



**Test Conditions**

Stabilization Time: 81M  
 Operation Time: 12H  
 Room Temperature (°C) / RH%: 25.0/30%  
 Sphere Temperature (°C): 24.1

REPORT NUMBER: SP1-2101-121-7

| Measurement and Test Equipment |                       |                  |                      |
|--------------------------------|-----------------------|------------------|----------------------|
| Instrument                     | Identification Number | Calibration Date | Calibration Due Date |
| Photometer                     | IN0058                | 1/31/2021        | 7/31/2021            |
| Power Meter                    | IN0071                | 12/1/2020        | 12/1/2021            |
| AC Power Source                | IN0063                | 12/1/2020        | 12/1/2021            |
| DC Power Source                | IN0208                | 12/1/2020        | 12/1/2021            |
| Sphere Thermometer             | IN0085                | 12/1/2020        | 12/1/2021            |
| Room Thermometer               | IN0046                | 12/1/2020        | 12/1/2021            |

REPORT NUMBER: SP1-2101-121-7

CIE 1931 Chromaticity Diagram



CIE 1931 Chromaticity Diagram with 2017 ANSI 7-Step and 4-Step Quadrangles



Point lies inside the ANSI 3500K 4-step quadrangle

REPORT NUMBER: SP1-2101-121-7

**Photopic Flux vs. Wavelength**



#####

| λ (nm) | Power (µW/nm) | Lumens (φ/nm) | λ (nm) | Power (µW/nm) | Lumens (φ/nm) | λ (nm) | Power (µW/nm) | Lumens (φ/nm) | λ (nm) | Power (µW/nm) | Lumens (φ/nm) | λ (nm) | Power (µW/nm) | Lumens (φ/nm) |
|--------|---------------|---------------|--------|---------------|---------------|--------|---------------|---------------|--------|---------------|---------------|--------|---------------|---------------|
| 360    | 2672          | 0.0           | 490    | 34553         | 4.9           | 620    | 136720        | 35.6          | 750    | 5870          | 0.0           | 880    | 4216          | 0.0           |
| 365    | 2252          | 0.0           | 495    | 44336         | 8.0           | 625    | 126308        | 27.9          | 755    | 5421          | 0.0           | 885    | 4132          | 0.0           |
| 370    | 2217          | 0.0           | 500    | 54643         | 12.1          | 630    | 114625        | 20.7          | 760    | 5097          | 0.0           | 890    | 3992          | 0.0           |
| 375    | 2697          | 0.0           | 505    | 64676         | 18.1          | 635    | 103216        | 15.5          | 765    | 4626          | 0.0           | 895    | 3214          | 0.0           |
| 380    | 3039          | 0.0           | 510    | 73825         | 25.4          | 640    | 92605         | 11.1          | 770    | 3782          | 0.0           | 900    | 2580          | 0.0           |
| 385    | 2655          | 0.0           | 515    | 81872         | 33.9          | 645    | 83234         | 8.0           | 775    | 3506          | 0.0           | 905    | 1776          | 0.0           |
| 390    | 2357          | 0.0           | 520    | 88574         | 43.0          | 650    | 73263         | 5.4           | 780    | 3507          | 0.0           | 910    | 3995          | 0.0           |
| 395    | 2186          | 0.0           | 525    | 93289         | 50.1          | 655    | 64627         | 3.7           | 785    | 3267          | 0.0           | 915    | 4288          | 0.0           |
| 400    | 2015          | 0.0           | 530    | 98393         | 57.9          | 660    | 56614         | 2.4           | 790    | 2849          | 0.0           | 920    | 2446          | 0.0           |
| 405    | 2234          | 0.0           | 535    | 103269        | 64.0          | 665    | 49537         | 1.6           | 795    | 3037          | 0.0           | 925    | 3009          | 0.0           |
| 410    | 3412          | 0.0           | 540    | 107316        | 69.9          | 670    | 42866         | 0.9           | 800    | 2716          | 0.0           | 930    | 3026          | 0.0           |
| 415    | 6135          | 0.0           | 545    | 113101        | 75.3          | 675    | 36708         | 0.6           | 805    | 2648          | 0.0           | 935    | 4734          | 0.0           |
| 420    | 12146         | 0.0           | 550    | 120690        | 82.0          | 680    | 31814         | 0.4           | 810    | 3187          | 0.0           | 940    | 3719          | 0.0           |
| 425    | 23983         | 0.1           | 555    | 128583        | 87.8          | 685    | 27485         | 0.2           | 815    | 2931          | 0.0           | 945    | 1480          | 0.0           |
| 430    | 42142         | 0.3           | 560    | 137796        | 93.6          | 690    | 23698         | 0.1           | 820    | 2717          | 0.0           | 950    | 3450          | 0.0           |
| 435    | 68228         | 0.8           | 565    | 146577        | 97.5          | 695    | 20309         | 0.1           | 825    | 2236          | 0.0           | 955    | 5051          | 0.0           |
| 440    | 99323         | 1.6           | 570    | 154581        | 100.5         | 700    | 17890         | 0.1           | 830    | 2628          | 0.0           | 960    | 3176          | 0.0           |
| 445    | 115584        | 2.4           | 575    | 162633        | 101.2         | 705    | 15500         | 0.0           | 835    | 3140          | 0.0           | 965    | 5178          | 0.0           |
| 450    | 94997         | 2.5           | 580    | 168101        | 99.9          | 710    | 13699         | 0.0           | 840    | 3675          | 0.0           | 970    | 6385          | 0.0           |
| 455    | 61433         | 2.1           | 585    | 173145        | 96.2          | 715    | 12398         | 0.0           | 845    | 3283          | 0.0           | 975    | 3810          | 0.0           |
| 460    | 43373         | 1.8           | 590    | 174675        | 90.3          | 720    | 11147         | 0.0           | 850    | 3055          | 0.0           | 980    | 4322          | 0.0           |
| 465    | 32472         | 1.7           | 595    | 173724        | 82.3          | 725    | 9761          | 0.0           | 855    | 2932          | 0.0           | 985    | 4200          | 0.0           |
| 470    | 24257         | 1.5           | 600    | 171241        | 73.8          | 730    | 8651          | 0.0           | 860    | 3382          | 0.0           | 990    | 4661          | 0.0           |
| 475    | 21690         | 1.7           | 605    | 165134        | 64.0          | 735    | 7730          | 0.0           | 865    | 2605          | 0.0           | 995    | 6746          | 0.0           |
| 480    | 23173         | 2.2           | 610    | 156652        | 53.8          | 740    | 6847          | 0.0           | 870    | 3325          | 0.0           | 1000   | 4150          | 0.0           |
| 485    | 27564         | 3.3           | 615    | 147879        | 44.6          | 745    | 6124          | 0.0           | 875    | 3325          | 0.0           |        |               |               |

REPORT NUMBER: SP1-2101-121-7

**Scotopic Flux vs. Wavelength**



**Scotopic Lumens: 12126**

**S/P: 1.36**

| λ (nm) | Power (µW/nm) | Lumens (φ/nm) | λ (nm) | Power (µW/nm) | Lumens (φ/nm) | λ (nm) | Power (µW/nm) | Lumens (φ/nm) | λ (nm) | Power (µW/nm) | Lumens (φ/nm) | λ (nm) | Power (µW/nm) | Lumens (φ/nm) |
|--------|---------------|---------------|--------|---------------|---------------|--------|---------------|---------------|--------|---------------|---------------|--------|---------------|---------------|
| 360    | 2672          | 0.0           | 490    | 34553         | 53.2          | 620    | 136720        | 1.7           | 750    | 5870          | 0.0           | 880    | 4216          | 0.0           |
| 365    | 2252          | 0.0           | 495    | 44336         | 71.7          | 625    | 126308        | 1.1           | 755    | 5421          | 0.0           | 885    | 4132          | 0.0           |
| 370    | 2217          | 0.0           | 500    | 54643         | 91.4          | 630    | 114625        | 0.6           | 760    | 5097          | 0.0           | 890    | 3992          | 0.0           |
| 375    | 2697          | 0.0           | 505    | 64676         | 110.0         | 635    | 103216        | 0.4           | 765    | 4626          | 0.0           | 895    | 3214          | 0.0           |
| 380    | 3039          | 0.0           | 510    | 73825         | 125.1         | 640    | 92605         | 0.2           | 770    | 3782          | 0.0           | 900    | 2580          | 0.0           |
| 385    | 2655          | 0.0           | 515    | 81872         | 135.7         | 645    | 83234         | 0.1           | 775    | 3506          | 0.0           | 905    | 1776          | 0.0           |
| 390    | 2357          | 0.0           | 520    | 88574         | 140.8         | 650    | 73263         | 0.1           | 780    | 3507          | 0.0           | 910    | 3995          | 0.0           |
| 395    | 2186          | 0.0           | 525    | 93289         | 139.6         | 655    | 64627         | 0.1           | 785    | 3267          | 0.0           | 915    | 4288          | 0.0           |
| 400    | 2015          | 0.0           | 530    | 98393         | 135.7         | 660    | 56614         | 0.0           | 790    | 2849          | 0.0           | 920    | 2446          | 0.0           |
| 405    | 2234          | 0.1           | 535    | 103269        | 128.7         | 665    | 49537         | 0.0           | 795    | 3037          | 0.0           | 925    | 3009          | 0.0           |
| 410    | 3412          | 0.2           | 540    | 107316        | 118.6         | 670    | 42866         | 0.0           | 800    | 2716          | 0.0           | 930    | 3026          | 0.0           |
| 415    | 6135          | 0.6           | 545    | 113101        | 108.4         | 675    | 36708         | 0.0           | 805    | 2648          | 0.0           | 935    | 4734          | 0.0           |
| 420    | 12146         | 2.0           | 550    | 120690        | 98.7          | 680    | 31814         | 0.0           | 810    | 3187          | 0.0           | 940    | 3719          | 0.0           |
| 425    | 23983         | 5.9           | 555    | 128583        | 87.9          | 685    | 27485         | 0.0           | 815    | 2931          | 0.0           | 945    | 1480          | 0.0           |
| 430    | 42142         | 14.3          | 560    | 137796        | 77.0          | 690    | 23698         | 0.0           | 820    | 2717          | 0.0           | 950    | 3450          | 0.0           |
| 435    | 68228         | 30.5          | 565    | 146577        | 65.8          | 695    | 20309         | 0.0           | 825    | 2236          | 0.0           | 955    | 5051          | 0.0           |
| 440    | 99323         | 55.5          | 570    | 154581        | 54.6          | 700    | 17890         | 0.0           | 830    | 2628          | 0.0           | 960    | 3176          | 0.0           |
| 445    | 115584        | 77.4          | 575    | 162633        | 44.3          | 705    | 15500         | 0.0           | 835    | 3140          | 0.0           | 965    | 5178          | 0.0           |
| 450    | 94997         | 73.6          | 580    | 168101        | 34.6          | 710    | 13699         | 0.0           | 840    | 3675          | 0.0           | 970    | 6385          | 0.0           |
| 455    | 61433         | 53.7          | 585    | 173145        | 26.5          | 715    | 12398         | 0.0           | 845    | 3283          | 0.0           | 975    | 3810          | 0.0           |
| 460    | 43373         | 41.9          | 590    | 174675        | 19.5          | 720    | 11147         | 0.0           | 850    | 3055          | 0.0           | 980    | 4322          | 0.0           |
| 465    | 32472         | 34.3          | 595    | 173724        | 13.9          | 725    | 9761          | 0.0           | 855    | 2932          | 0.0           | 985    | 4200          | 0.0           |
| 470    | 24257         | 27.9          | 600    | 171241        | 9.7           | 730    | 8651          | 0.0           | 860    | 3382          | 0.0           | 990    | 4661          | 0.0           |
| 475    | 21690         | 27.1          | 605    | 165134        | 6.5           | 735    | 7730          | 0.0           | 865    | 2605          | 0.0           | 995    | 6746          | 0.0           |
| 480    | 23173         | 31.3          | 610    | 156652        | 4.2           | 740    | 6847          | 0.0           | 870    | 3325          | 0.0           | 1000   | 4150          | 0.0           |
| 485    | 27564         | 40.0          | 615    | 147879        | 2.7           | 745    | 6124          | 0.0           | 875    | 3325          | 0.0           |        |               |               |

REPORT NUMBER: SP1-2101-121-7

**Melanopic Flux vs. Wavelength**



**Melanopic Lumens: 4490.7 M/P: 0.5**

| λ (nm) | Power (µW/nm) | Lumens (φ/nm) | λ (nm) | Power (µW/nm) | Lumens (φ/nm) | λ (nm) | Power (µW/nm) | Lumens (φ/nm) | λ (nm) | Power (µW/nm) | Lumens (φ/nm) | λ (nm) | Power (µW/nm) | Lumens (φ/nm) |
|--------|---------------|---------------|--------|---------------|---------------|--------|---------------|---------------|--------|---------------|---------------|--------|---------------|---------------|
| 360    | 2672          | 0.0           | 490    | 34553         | 28.8          | 620    | 136720        | 0.1           | 750    | 5870          | 0.0           | 880    | 4216          | 0.0           |
| 365    | 2252          | 0.0           | 495    | 44336         | 36.6          | 625    | 126308        | 0.1           | 755    | 5421          | 0.0           | 885    | 4132          | 0.0           |
| 370    | 2217          | 0.0           | 500    | 54643         | 43.9          | 630    | 114625        | 0.0           | 760    | 5097          | 0.0           | 890    | 3992          | 0.0           |
| 375    | 2697          | 0.0           | 505    | 64676         | 49.6          | 635    | 103216        | 0.0           | 765    | 4626          | 0.0           | 895    | 3214          | 0.0           |
| 380    | 3039          | 0.0           | 510    | 73825         | 53.0          | 640    | 92605         | 0.0           | 770    | 3782          | 0.0           | 900    | 2580          | 0.0           |
| 385    | 2655          | 0.0           | 515    | 81872         | 53.5          | 645    | 83234         | 0.0           | 775    | 3506          | 0.0           | 905    | 1776          | 0.0           |
| 390    | 2357          | 0.0           | 520    | 88574         | 51.6          | 650    | 73263         | 0.0           | 780    | 3507          | 0.0           | 910    | 3995          | 0.0           |
| 395    | 2186          | 0.0           | 525    | 93289         | 47.3          | 655    | 64627         | 0.0           | 785    | 3267          | 0.0           | 915    | 4288          | 0.0           |
| 400    | 2015          | 0.0           | 530    | 98393         | 42.5          | 660    | 56614         | 0.0           | 790    | 2849          | 0.0           | 920    | 2446          | 0.0           |
| 405    | 2234          | 0.0           | 535    | 103269        | 37.2          | 665    | 49537         | 0.0           | 795    | 3037          | 0.0           | 925    | 3009          | 0.0           |
| 410    | 3412          | 0.1           | 540    | 107316        | 31.4          | 670    | 42866         | 0.0           | 800    | 2716          | 0.0           | 930    | 3026          | 0.0           |
| 415    | 6135          | 0.4           | 545    | 113101        | 26.3          | 675    | 36708         | 0.0           | 805    | 2648          | 0.0           | 935    | 4734          | 0.0           |
| 420    | 12146         | 1.4           | 550    | 120690        | 21.7          | 680    | 31814         | 0.0           | 810    | 3187          | 0.0           | 940    | 3719          | 0.0           |
| 425    | 23983         | 3.7           | 555    | 128583        | 17.3          | 685    | 27485         | 0.0           | 815    | 2931          | 0.0           | 945    | 1480          | 0.0           |
| 430    | 42142         | 8.9           | 560    | 137796        | 13.6          | 690    | 23698         | 0.0           | 820    | 2717          | 0.0           | 950    | 3450          | 0.0           |
| 435    | 68228         | 18.2          | 565    | 146577        | 10.3          | 695    | 20309         | 0.0           | 825    | 2236          | 0.0           | 955    | 5051          | 0.0           |
| 440    | 99323         | 33.2          | 570    | 154581        | 7.6           | 700    | 17890         | 0.0           | 830    | 2628          | 0.0           | 960    | 3176          | 0.0           |
| 445    | 115584        | 45.6          | 575    | 162633        | 5.4           | 705    | 15500         | 0.0           | 835    | 3140          | 0.0           | 965    | 5178          | 0.0           |
| 450    | 94997         | 43.8          | 580    | 168101        | 3.8           | 710    | 13699         | 0.0           | 840    | 3675          | 0.0           | 970    | 6385          | 0.0           |
| 455    | 61433         | 32.2          | 585    | 173145        | 2.6           | 715    | 12398         | 0.0           | 845    | 3283          | 0.0           | 975    | 3810          | 0.0           |
| 460    | 43373         | 25.6          | 590    | 174675        | 1.7           | 720    | 11147         | 0.0           | 850    | 3055          | 0.0           | 980    | 4322          | 0.0           |
| 465    | 32472         | 21.2          | 595    | 173724        | 1.1           | 725    | 9761          | 0.0           | 855    | 2932          | 0.0           | 985    | 4200          | 0.0           |
| 470    | 24257         | 17.4          | 600    | 171241        | 0.7           | 730    | 8651          | 0.0           | 860    | 3382          | 0.0           | 990    | 4661          | 0.0           |
| 475    | 21690         | 16.6          | 605    | 165134        | 0.5           | 735    | 7730          | 0.0           | 865    | 2605          | 0.0           | 995    | 6746          | 0.0           |
| 480    | 23173         | 18.6          | 610    | 156652        | 0.3           | 740    | 6847          | 0.0           | 870    | 3325          | 0.0           | 1000   | 4150          | 0.0           |
| 485    | 27564         | 22.7          | 615    | 147879        | 0.2           | 745    | 6124          | 0.0           | 875    | 3325          | 0.0           |        |               |               |

**Summary**

$R_f = 76.9$   
 $R_g = 94.4$   
 $CIE R_a = 73.1$   
 $R_g = -34.6$



**Color Vector Graphics**



**Individual Sample Fidelity Index ( $R_{f,i}$ )**

|            |            |            |            |
|------------|------------|------------|------------|
| CES01 = 86 | CES26 = 68 | CES51 = 90 | CES76 = 63 |
| CES02 = 62 | CES27 = 88 | CES52 = 89 | CES77 = 80 |
| CES03 = 31 | CES28 = 87 | CES53 = 80 | CES78 = 65 |
| CES04 = 70 | CES29 = 67 | CES54 = 84 | CES79 = 87 |
| CES05 = 48 | CES30 = 74 | CES55 = 84 | CES80 = 86 |
| CES06 = 51 | CES31 = 71 | CES56 = 75 | CES81 = 75 |
| CES07 = 40 | CES32 = 67 | CES57 = 74 | CES82 = 94 |
| CES08 = 39 | CES33 = 74 | CES58 = 76 | CES83 = 91 |
| CES09 = 29 | CES34 = 78 | CES59 = 87 | CES84 = 89 |
| CES10 = 75 | CES35 = 89 | CES60 = 93 | CES85 = 80 |
| CES11 = 58 | CES36 = 98 | CES61 = 86 | CES86 = 66 |
| CES12 = 64 | CES37 = 86 | CES62 = 89 | CES87 = 79 |
| CES13 = 43 | CES38 = 82 | CES63 = 77 | CES88 = 79 |
| CES14 = 74 | CES39 = 95 | CES64 = 74 | CES89 = 70 |
| CES15 = 71 | CES40 = 91 | CES65 = 68 | CES90 = 77 |
| CES16 = 47 | CES41 = 89 | CES66 = 71 | CES91 = 88 |
| CES17 = 50 | CES42 = 88 | CES67 = 69 | CES92 = 60 |
| CES18 = 56 | CES43 = 82 | CES68 = 74 | CES93 = 77 |
| CES19 = 72 | CES44 = 99 | CES69 = 82 | CES94 = 52 |
| CES20 = 65 | CES45 = 87 | CES70 = 67 | CES95 = 69 |
| CES21 = 86 | CES46 = 82 | CES71 = 66 | CES96 = 78 |
| CES22 = 79 | CES47 = 82 | CES72 = 88 | CES97 = 85 |
| CES23 = 92 | CES48 = 72 | CES73 = 59 | CES98 = 76 |
| CES24 = 91 | CES49 = 82 | CES74 = 97 | CES99 = 63 |
| CES25 = 72 | CES50 = 88 | CES75 = 66 |            |





Color Rendition by Hue-Angle Bin



Measure Comparisons



(END OF REPORT)